

A680**Montagehandleiding****Notice de montage****Assembling manual****Montageanleitung****Instrucciones para el montaje****Istruzioni di installazione**

Leeftijd:

Age: 4-15

Age group:

Alter:

Edad:

Età:

EUROPLAY nv

Eegene 9

B-9200 DENDERMONDE

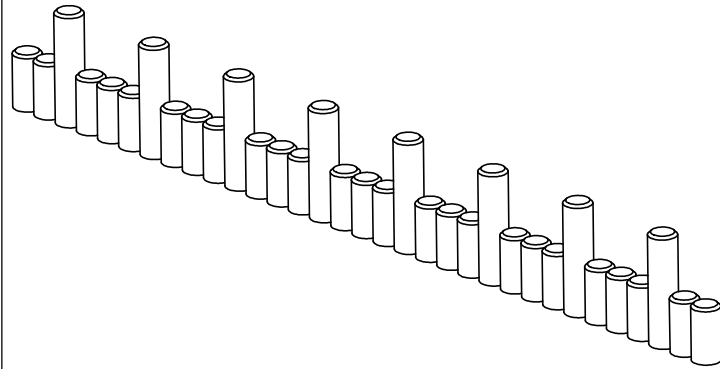
tel. 32.52.22 66 22

fax.32.52.22 67 22

www.europlay.eu

Dat.: 16/01/2017

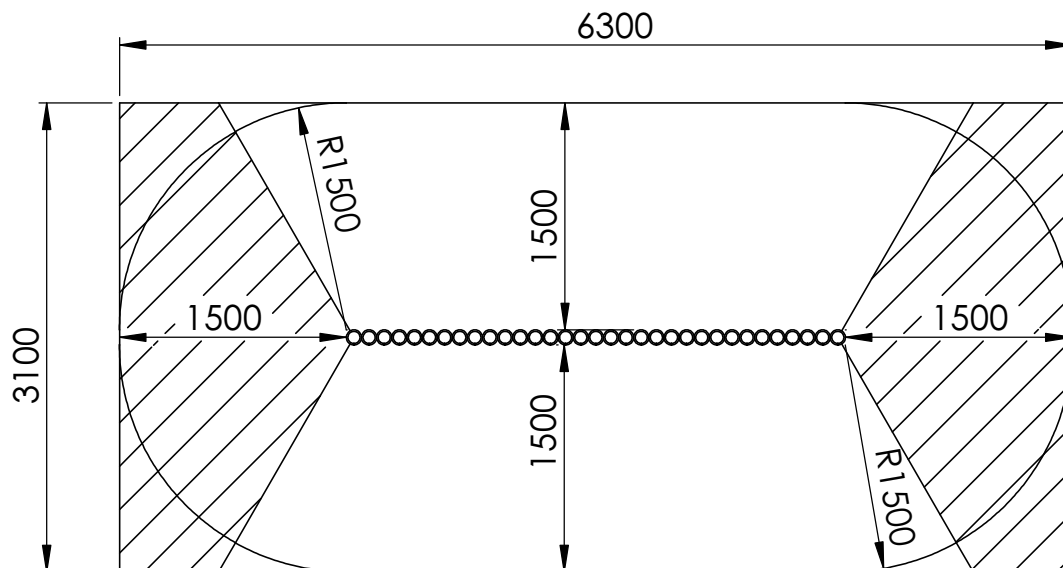
Page: 1/2



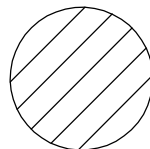
VALHOOGTE / HAUTEUR DE CHUTE /
FALL HEIGHT / FALLHÖHE/
ALTURA DE CAÍDA / ALTEZZA DI CADUTA



VEILIGHEIDSAFSTAND / ESPACE DE CHUTE / SAFETY AREA /
SICHERHEITSAFSTAND / ZONA DE SEGURIDAD / DISTANZA DI SICUREZZA


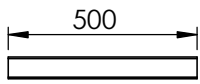




AFMETINGEN
DIMENSIONS
MASSE
DIMENSIONES
DIMENSIONI
L: 400
H: 3300
Br: 100



Samenvoegingszone avonturenpad
Zone de liaison parcours d'aventures
Verbindungsfeld survival parcours
Linking zone adventure path
Zona de conexión recorrido aventurero
Zona di allineamento percorso d'avventura

Benodigdheden - Liste des pièces - Materials - Benötigtes - Accesorios - Requisiti

8x		Ø100	22 x 57		8x
25x		Ø100	4,5 x 50		40x

