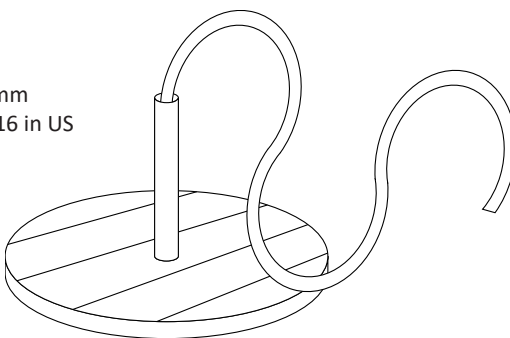
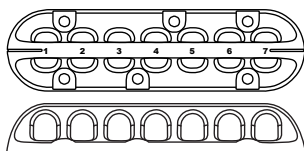
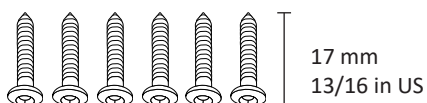


SWNX | INSTRUCTION MANUAL

PACKAGE CONTENT

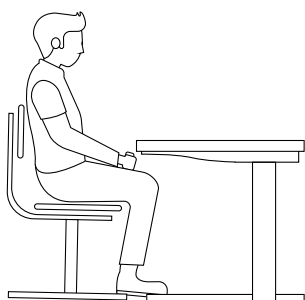


4 Screws (tx20), 1 pc. Mount, 1 pc. SWNX

Mounting requires additional tools: 1 pencil + screwdriver.

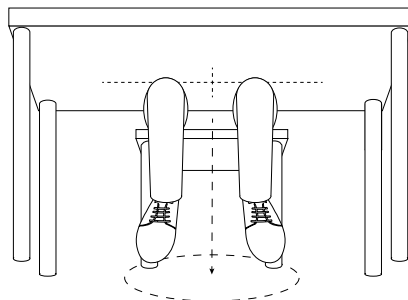
Attention: Table thickness should be over 20 mm (13/16 in US)

1.



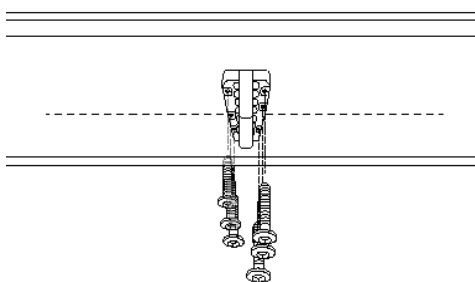
Sit at the table.

2.



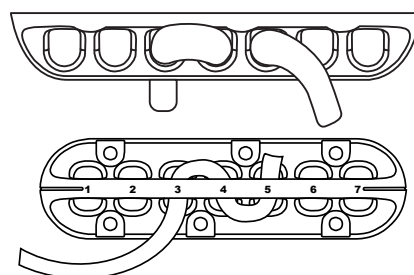
Mark the position of the knees under the table.
Centered between the knees.

3.



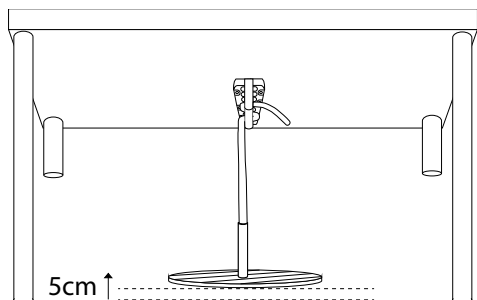
Mount the bracket with 4 screws.

4.



Attach SWNX to the bracket.

5.



Adjust so that the foot rest hangs
50 mm (2 in US) parallel above the floor.



Patent by Resense

CVR: DK38500392

www.swnx.dk