



SPORT-THIEME®

Interactive AirCourt design manual

AirTrack Factory

Let's start with some basic info

Great! The first step has been taken!

To be able to offer you the perfect product for your needs, however, we still need a little support, because all our AirCourts are individually produced one-of-a-kind pieces.

Please fill in the form and send it to:

Company name

E-mail address

Phone number

Invoice Address

Country

Contact person

What is the size of your AirCourt?

From our experience, 30cm/ 1ft is the perfect height for an AirCourt, and unless requested otherwise, is produced as such. Please let us know the desired length and width. Select your preferred unit (cm/ft) first.

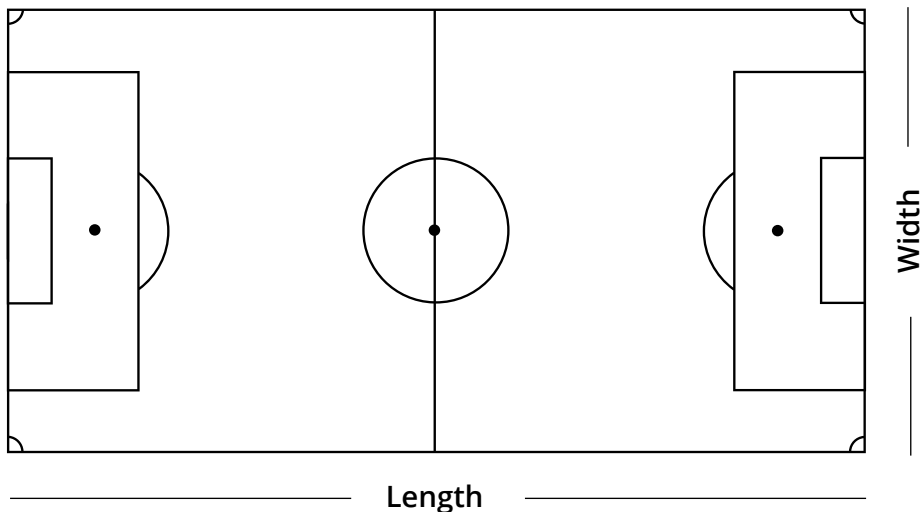
Unit cm

Unit ft

Length

Width

Height



Next page: Custom options

AirTrack Factory

Field markings

Next up it's time to customize your AirCourt! The first step is picking field markings. Pick one of the following designs:



Basketball



Soccer



Volleyball



Dodgeball



Multi-Court




Other:

Next page: Color options

Line it up!

Give a nice splash of color to the field markings.



Yellow

Green

Pink

Black

Red


Blue

White

AirTrack Factory

Surface color

Each AirCourt can be made in two standard colors. Black and blue. Later, you can add a full color top-sheet to further spice up the branding.




Blue

Black

AirTrack Factory

And what would you like on the side?

We have some standard colors for the sides of the AirCourt. Match them with the field markings or with your parks branding.



AirTrack Factory

Black

Red

Blue

Grey

Next page: Top sheets & Valve position

AirTrack Factory

Top sheets

Top sheet An individually designed topsheet not only makes your AirCourt an absolute eye-catcher, it also protects it from slight damage.



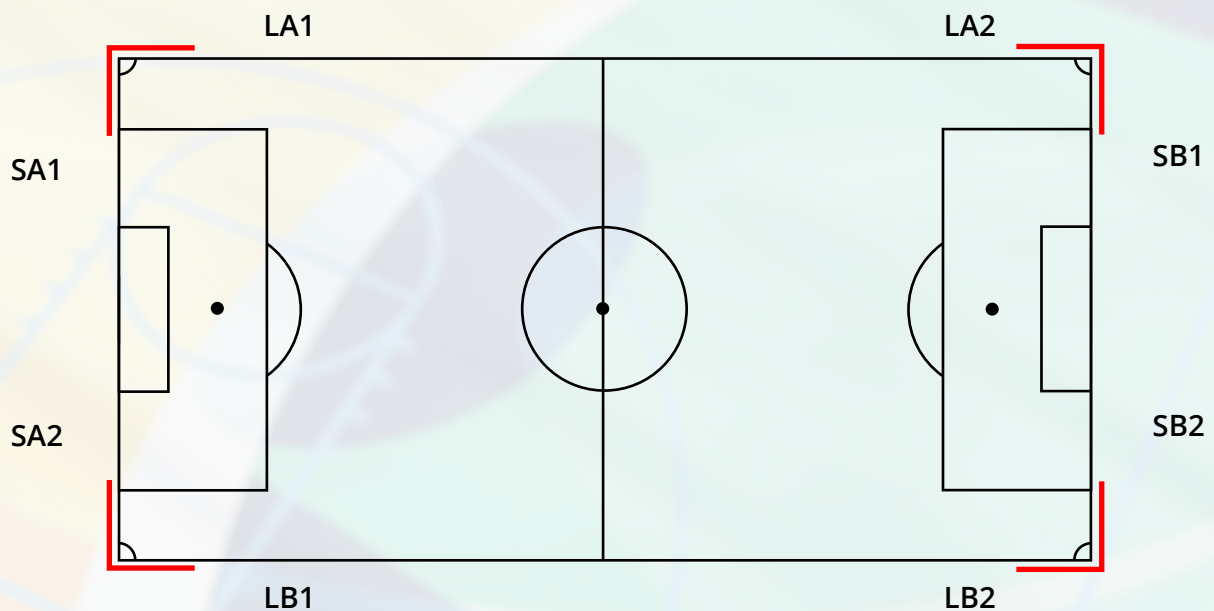
Watch the video to see what is possible!

Custom top sheet

Valve position

Our AirCourt is usually produced with 1 large valve (black) and 2 smaller valves (grey) on the shorter side. Skip this step if a special request is not necessary. Should you have special requests for the positions, please select the position and enter the distance from the corner to the first valve position.

The valves can't be placed within 50cm/1.6ft from the corners.



Distance from selected corner

Unit (cm/feet)


Next page: Skirting & Inspiration

AirTrack Factory

Skirting

Skirting If you plan to install the AirCourt in a pit, arena or cage, there may be safety risks due to the rounded court exteriors. To avoid this, we are happy to offer you our easy-to-use skirting system.

Skirting system



Operational notes

Preparation When measuring, remember that the AirCourt can adapt to the temperature conditions and expand by a few centimeters. Don't calculate too close.

Location The AirCourt may only be placed on a clean and flat surface. This must be free of sharp and/or pointed objects.

Position Ensure that the AirCourt is free-standing and does not touch any sharp walls or surfaces. If this cannot be avoided or contact is even desirable, protect the sides and especially the corners with foam or similar soft materials.

Blower If you are using an Infinity Blower (e.g. the Bravo ARS), please remember that it requires space for air circulation. Therefore, it must not be placed directly in front of a wall or in an enclosed space that is too small.

Utilization Theoretically, the AirCourt cannot be overused through regular use. In other words, if not too much weight is placed on it at certain points, it can withstand regular pressure. The maximum person limit always depends on the size of the court, the type of sport and the internal safety standards.

Care, maintenance, cleaning

- Check the air pressure of the AirCourt regularly.
- Clean the AirCourt daily with a damp cloth/wiper. Do not use strong cleaning supplies.
- Check the blower for functionality (dust, cables, etc.)
- Check and clean the undersides regularly.
- Document the maintenance of the AirCourt in an operating log on a monthly base.

You hereby acknowledge that you have read, understood, and accept the operational notes and design specifications.

Name

Signature

Date

If a digital ID signature is not possible, please confirm in the email included with this document that you are signing off on this document.

Next page: Inspiration

AirTrack Factory

Inspiration

Get inspired by checking out the AirCourt pictures below or watch [the Bouncy Sport Court video here](#). For more inspiration and tips, ask us.

